



### Gel Series

Gel series batteries are designed to meet the requirements of frequent cyclic and high temperature applications such as broadband, PVs etc through up-to-date gel technologies. BSB Gel batteries use German origin high purity fumed silica to form sulfuric acid thixotropic Gel and fill the batteries with vacuum to ensure the fully penetration of electrolyte through separators and plates pastes.

### Application

- Alarm System
- Cable Television
- Communication Equipment
- Control Equipment
- Security System
- Medical Equipment
- UPS
- Power tools
- Emergency Power System
- Toys

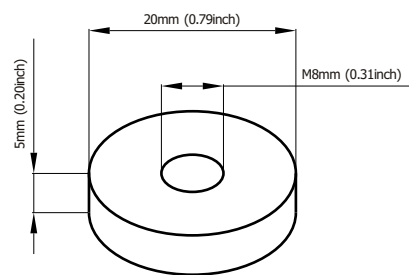


### General Features

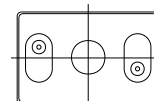
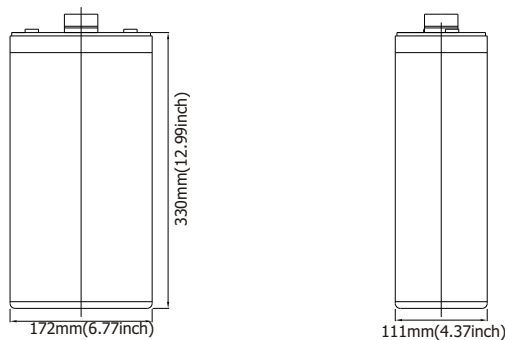
- Sealed and maintenance free operation.
- Non-Spillable construction design.
- ABS containers and covers (UL94HB, UL94V-0) optional.
- Safety valve installation for explosion proof.
- High quality and high reliability.
- Exceptional deep discharge recovery performance.
- Low self discharge characteristic.
- Flexibility design for multiple install positions.

### Construction

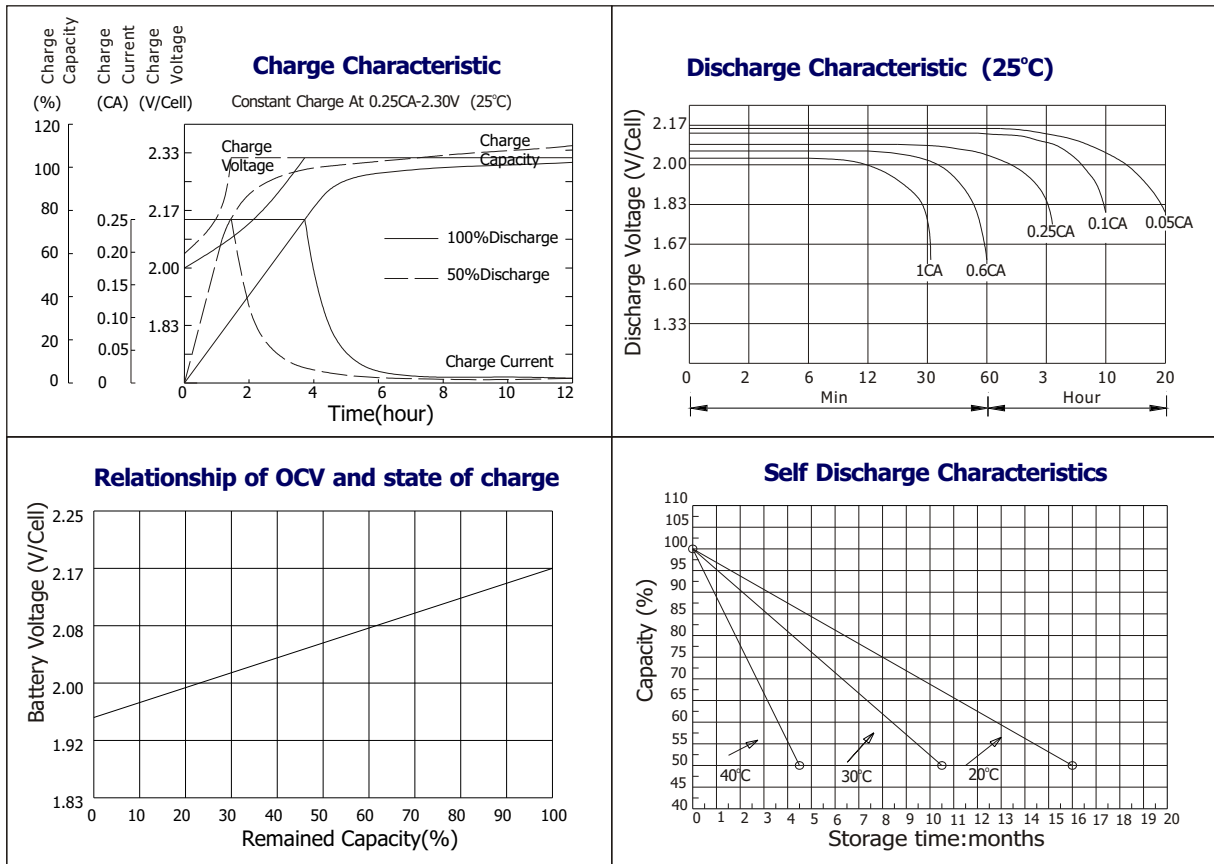
- Component .....Raw material
- Positive .....Lead dioxide
- Negative .....Lead
- Container .....ABS
- Cover .....ABS
- Sealant .....Epoxy Resin
- Safety valve .....EPDR
- Terminal .....Copper
- Separator .....Macromolecule polymer
- Electrolyte .....sulfuric acid thixotropic Gel



Terminal Dimensions



Battery Model	GEL2-200			
Designed Life	15 Years (Floating) or > 1200 Cycles @ 50% D.O.D			
Capacity(25°C)	20HR(10.3A,1.75V)	10HR(20A,1.75V)	5HR(36.3A,1.75V)	1HR(134A,1.75V)
	206AH	200AH	181.5AH	134AH
Dimensions	Length	Width	Height	Total Height
	172mm(6.77inch)	111mm(4.37inch)	330mm(13.0inch)	365mm(14.37inch)
Approx. Weight	14.3Kg (31.5 lbs)			
Internal Resistance	Full charged at 25°C: 0.0008 Ohm			
Self Discharge	3% of capacity declined per month at (25°C)			
Capacity Affected by Temp.(20HR)	40°C	25°C	0°C	-15°C
	102%	100%	85%	65%
Charge Voltage(25°C)	Cycle use		Float use	
	2.3V-2.35V(-5mV/ °C), max. Current: 40A		2.25-2.27V(-3.3mV/ °C)	



**Constant current discharge ratings-amperes at 25°C**

F. V/Time	5MIN	10MIN	15MIN	30MIN	1HR	3HR	5HR	10HR	20HR
1.60V	540	420	340	218	138	63.0	41.0	21.2	11.0
1.67V	480	388	320	212	136	61.0	39.0	21.2	11.0
1.70V	440	360	300	202	130	58.0	37.0	21.0	11.0
1.75V	405	333	284	196	127	54.7	36.8	20.9	10.9
1.80V	358	304	260	189	120	54.2	35.6	20.0	10.7
1.85V	264	236	213	154	99	50.0	32.8	18.9	10.5

**Constant power discharge ratings-watts at 25°C**

F. V/Time	5MIN	10MIN	15MIN	30MIN	1HR	3HR	5HR	10HR	20HR
1.60V	755	568	515	392.0	245.0	106.0	78.0	42.9	21.50
1.67V	712	535	487	372.0	235.0	104.0	76.6	42.1	21.10
1.70V	668	502	458	352.0	224.0	101.0	75.1	41.3	20.70
1.75V	624	469	430	332.0	213.0	98.0	73.5	40.4	20.20
1.80V	580	436	402	311.0	201.0	94.7	71.7	39.5	20.00
1.85V	536	403	374	290.0	187.0	91.4	70.0	38.6	19.80

