



EVX SERIES

BSB EVX Series batteries are designed to have a large amount of stored current discharged between charging sessions, with very heavy non-porous battery plates to withstand repeated major discharging and charging cycle (deep cycles). The BSB EVX batteries uses a different chemistry for the plates active paste material, and a slightly stronger electrolyte than normal battery electrolyte, which allows for a much longer life in deep cycle applications.

Application

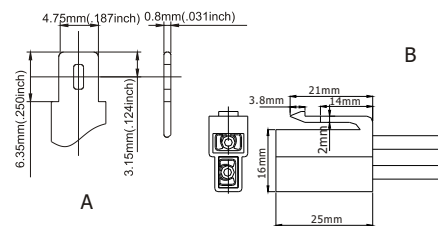
- Electric Powered Vehicles
- Golf Cars and Buggies
- Wheel Chairs
- Power Tools
- Electric Powered Toys
- Control System
- Vacuum Cleaners
- Medical Equipments
- UPS
- Pvs

General Features

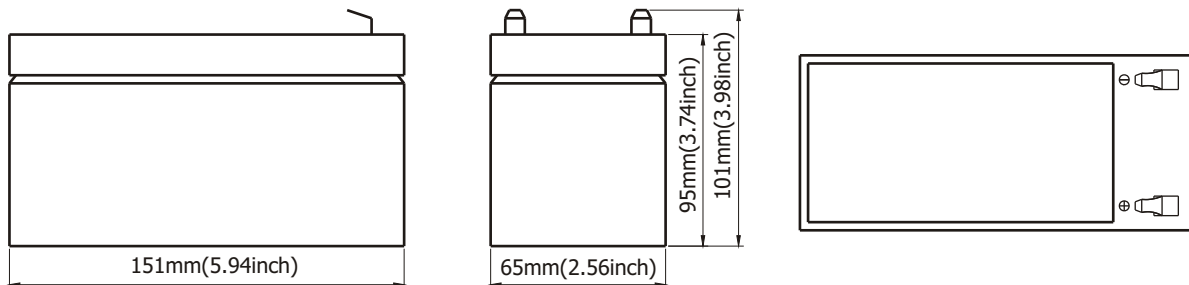
- Sealed and maintenance free operation.
- Non-Spillable construction design.
- ABS containers and covers(UL94HB, UL94V-0) optional.
- Safety valve installation for explosion proof.
- High quality and high reliability.
- Exceptional deep discharge recovery performance.
- Low self discharge characteristic.
- Flexibility design for multiple install positions.

Construction

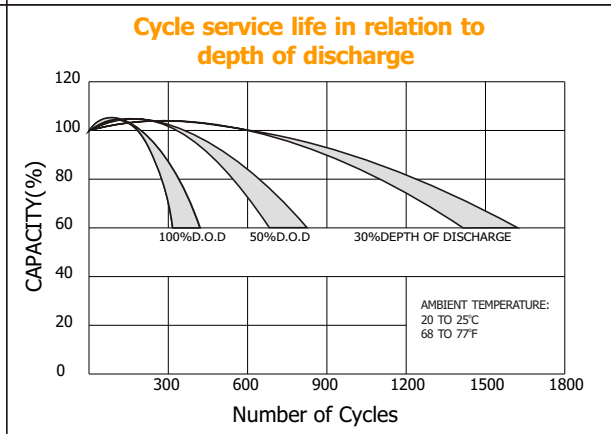
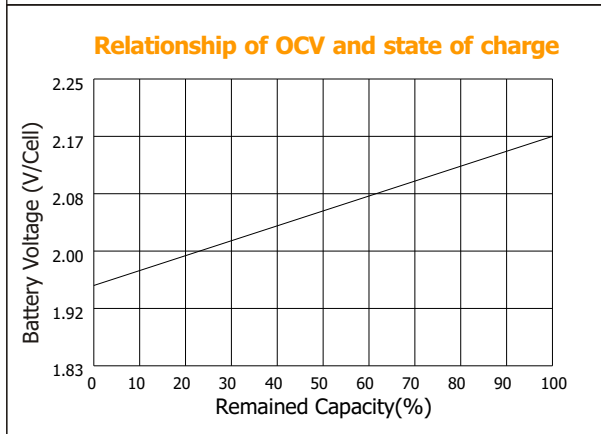
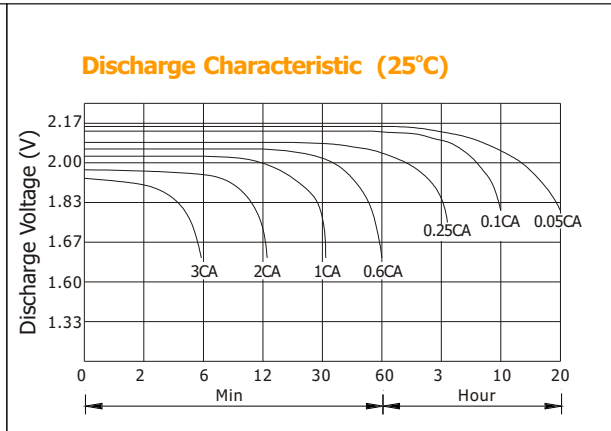
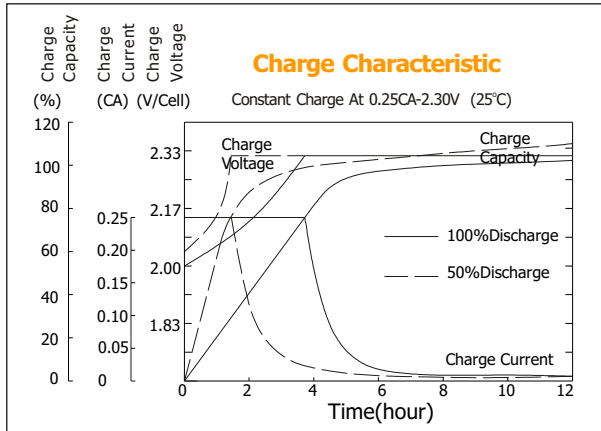
- ComponentRaw material
- PositiveLead dioxide
- NegativeLead
- ContainerABS
- CoverABS
- SealantEpoxy Resin
- Safety valveEPDR
- TerminalCopper
- SeparatorFibre glass
- ElectrolyteSulfuric acid



Terminal Dimensions



Battery Model	EVX12-7.2			
Designed Cycle Life	> 350 cycles @ 100% DOD			
Capacity(25°C)	20HR(0.4A,1.75V)	10HR(0.75A,1.75V)	2HR(3.5A,1.75V)	1HR(4.8A,1.75V)
	8AH	7.5AH	7AH	4.8AH
Dimensions	Length	Width	Height	Total Height
	151mm(5.95inch)	65mm(2.56inch)	95mm(3.74inch)	101mm(3.98inch)
Approx. Weight	2.7Kg (5.95 lbs)			
Internal Resistance	Full charged at 25°C: 0.019 Ohm			
Self Discharge	3% of capacity declined per month at (25°C)			
Capacity Affected by Temp.(20HR)	40°C	25°C	0°C	-15°C
	102%	100%	85%	65%
Charge Voltage(25°C)	Cycle use		Float use	
	14.4-15V(-30mV/ °C), max. Current: 2.16A		13.6-13.8V(-20mV/ °C)	



Constant current discharge ratings-amperes at 25°C

F. V/Time	5MIN	10MIN	15MIN	30MIN	1HR	3HR	5HR	10HR	20HR
1.60V	27.3	17.0	12.8	7.83	4.97	2.18	1.33	0.75	0.39
1.67V	25.7	16.1	12.3	7.49	4.91	2.10	1.31	0.74	0.38
1.70V	23.5	15.6	12.1	6.81	4.76	1.96	1.28	0.74	0.37
1.75V	23.1	15.1	11.7	6.47	4.54	1.89	1.25	0.73	0.36
1.80V	20.6	14.4	10.6	5.99	4.25	1.82	1.18	0.72	0.35
1.85V	18.2	13.7	9.5	5.51	3.96	1.75	1.10	0.71	0.34

Constant power discharge ratings-watts at 25°C

F. V/Time	5MIN	10MIN	15MIN	30MIN	1HR	3HR	5HR	10HR	20HR
1.60V	48.0	30.7	23.4	14.1	8.98	3.87	2.26	1.49	0.78
1.67V	46.3	29.9	23.1	13.8	8.92	3.75	2.25	1.48	0.76
1.70V	43.6	29.7	22.9	12.9	8.75	3.58	2.22	1.47	0.75
1.75V	43.9	29.6	22.8	12.5	8.61	3.50	2.20	1.46	0.73
1.80V	40.1	29.1	21.1	12.0	8.11	3.40	2.13	1.44	0.71
1.85V	36.4	27.6	19.1	11.2	7.63	3.29	2.06	1.42	0.68

