



DC SERIES

DC (Deep cycle) Series batteries are designed for deep discharge application, with special chemical formula for plates active paste material, slightly stronger electrolyte and low temperature design, which can withstand repeated deep cyclic application, such as Solar Energy System, Golf Trolley, Electric vehicle, etc.

Application

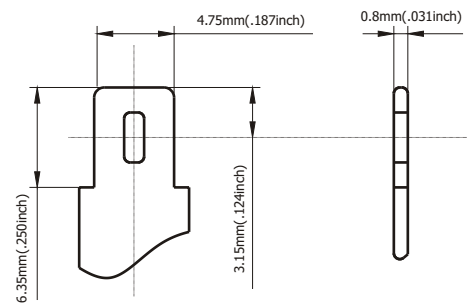
- Solar Energy System
- Golf Cars and Buggies
- Electric Powered Vehicles
- Wheel Chairs
- Power Tools
- Electric Powered Toys
- Control System
- Vacuum Cleaners
- Medical Equipments
- UPS

General Features


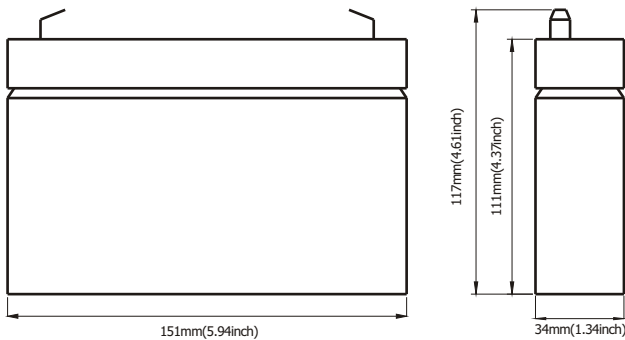
- Sealed and maintenance free operation.
- Non-Spillable construction design.
- ABS containers and covers(UL94HB, UL94V-0) optional.
- Safety valve installation for explosion proof.
- High quality and high reliability.
- Exceptional deep discharge recovery performance.
- Low self discharge characteristic.
- Flexibility design for multiple install positions.

Construction

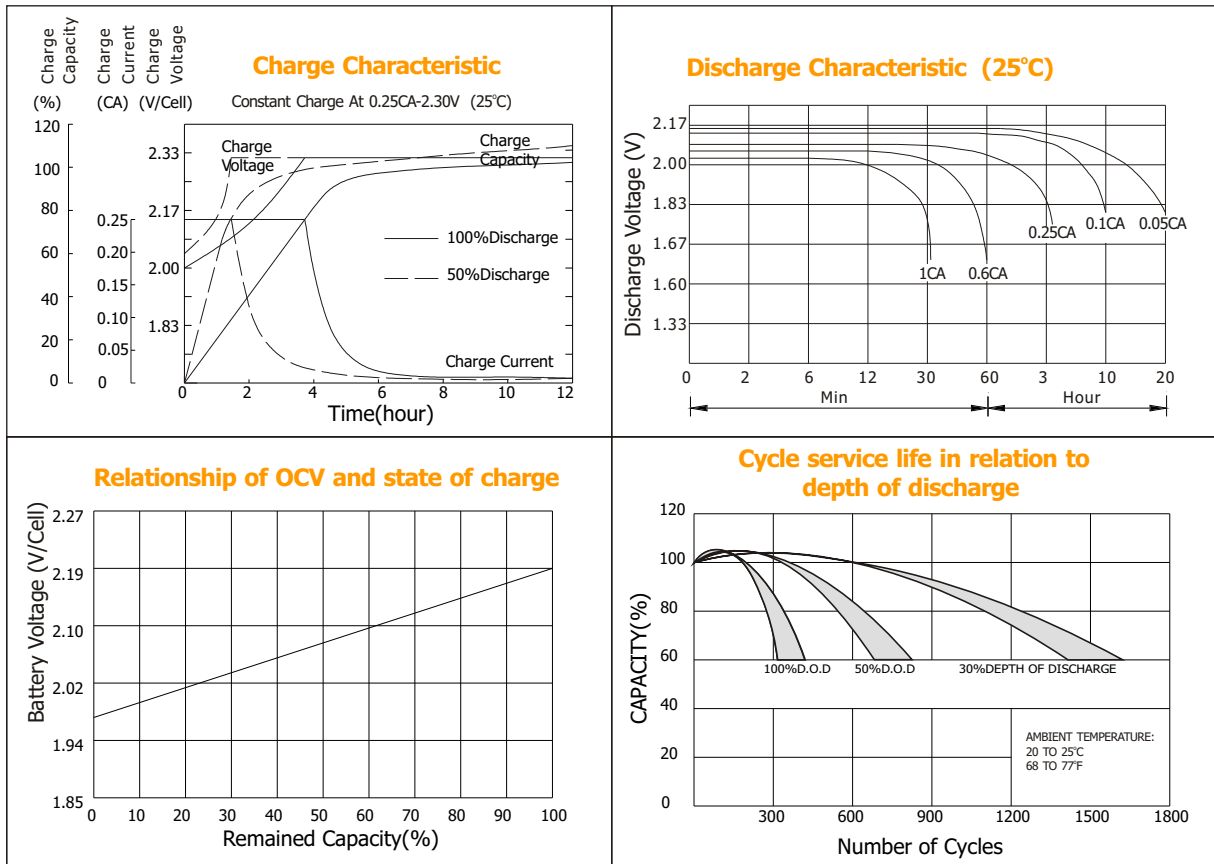
- ComponentRaw material
- PositiveLead dioxide
- NegativeLead
- ContainerABS
- CoverABS
- SealantEpoxy Resin
- Safety valveEPDR
- TerminalCopper
- SeparatorFibre glass
- ElectrolyteSulfuric acid



Terminal Dimensions



Battery Model	DC 6-7.5			
Designed Cycle Life	> 350 cycles @ -0.5CA to 4.8V			
Capacity(25°C)	20HR(0.375A,1.75V)	10HR(0.71A,1.75V)	5HR(1.28A,1.75V)	1HR(4.88A,1.75V)
	7.5AH	7.1AH	6.38AH	4.88AH
Dimensions	Length	Width	Height	Total Height
	151mm(5.94inch)	34mm(1.34inch)	94mm(3.7 inch)	100mm(3.94inch)
Approx. Weight	1.3Kg (2.87 lbs)			
Internal Resistance	Full charged at 25°C: 0.013 Ohm			
Self Discharge	3% of capacity declined per month at (25°C)			
Capacity Affected by Temp.(20HR)	40°C	25°C	0°C	-15°C
	102%	100%	85%	65%
Charge Voltage(25°C)	Cycle use		Float use	
	7.2-7.5V(-15mV/ °C), max. Current: 2.25A		6.8-6.9V(-10mV/ °C)	



Constant current discharge ratings-amperes at 25°C

F. V/Time	5MIN	10MIN	15MIN	30MIN	1HR	3HR	5HR	10HR	20HR
1.60V	36.3	22.6	17.0	10.4	5.29	2.32	1.42	0.77	0.41
1.67V	34.0	21.4	16.4	9.93	5.22	2.23	1.39	0.77	0.40
1.70V	31.2	20.6	16.0	9.03	5.06	2.08	1.36	0.76	0.39
1.75V	30.6	20.0	15.5	8.58	4.82	2.01	1.33	0.76	0.38
1.80V	27.4	19.1	14.1	7.94	4.51	1.93	1.25	0.74	0.37
1.85V	24.1	18.2	12.6	7.31	4.21	1.87	1.17	0.73	0.36

Constant power discharge ratings-watts at 25°C

F. V/Time	5MIN	10MIN	15MIN	30MIN	1HR	3HR	5HR	10HR	20HR
1.60V	63.6	40.8	31.1	18.7	9.54	4.12	2.40	1.59	0.83
1.67V	61.4	39.7	30.7	18.3	9.48	3.99	2.39	1.58	0.80
1.70V	57.8	39.3	30.4	17.2	9.31	3.81	2.36	1.57	0.79
1.75V	58.2	39.2	30.2	16.6	9.15	3.72	2.34	1.55	0.77
1.80V	53.2	38.6	28.0	15.9	8.62	3.61	2.26	1.53	0.75
1.85V	48.3	36.6	25.4	14.9	8.11	3.50	2.19	1.51	0.72

